

CALIBER WALL RECESSED

E12R0000-

base number      Color      Finish      Lens  
Temperature      Options      Options

- 1.To build a product code in our configurator select the specify button on the base model # product page
- 2. To build a manual product code on this datasheet choose from the options listed below in blue font and add the suffix to the base model #

GENERAL

Series: Caliber  
Subseries: Caliber Wall  
Brand: Unonovesette  
Division: Exterior  
Mounting Type: Recessed  
Mounting Location: Wall  
Subcategory: Wallwash

PHYSICAL

Shape: Round  
Diameter (mm): 52  
Diameter (in): 2 1/16  
Height (mm): 68.5  
Height (in): 2 11/16  
Light Distribution: Direct  
Weight (kg): 0.208  
Weight (lbs): 0.46  
Installation Requirement: Housing box / Fixing springs  
Diffuser: Extra clear / Frosted glass 4mm  
Fixture Finish: ASB / SST  
Fixture Material: Stainless Steel AISI 316L  
Cable Details: 350mm NS20N PCP 2x0.5 mm2

ELECTRICAL

Lamp Type: LED  
Input Wattage (W): 3.92  
Total Output Wattage (W): 2  
Dimming: 0-10V Dimming / Phase Dimming (120Vac Only)  
Driver Included: No  
Driver Location: Remote  
Driver Type: Constant Voltage - Universal  
Driver Class: Class 2  
Input Voltage (V): 120 - 277  
Output Voltage (V): 24

LED

Number of LEDs: 1  
Color Temperature (°K): 2200 / 2700 / 3000 / 4000  
Max. Delivered Lumen (lm): 127  
CRI: >90 CRI  
Lamp Life (hrs): 100000

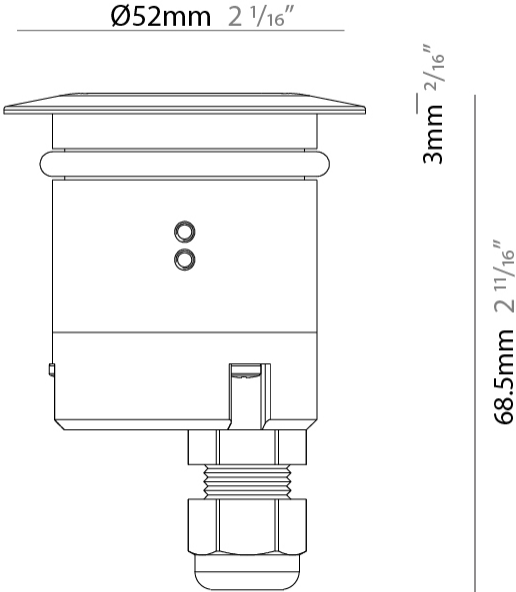
OPTICAL

Optic°: 10 / 40  
Beam Angle: Narrow / Wide

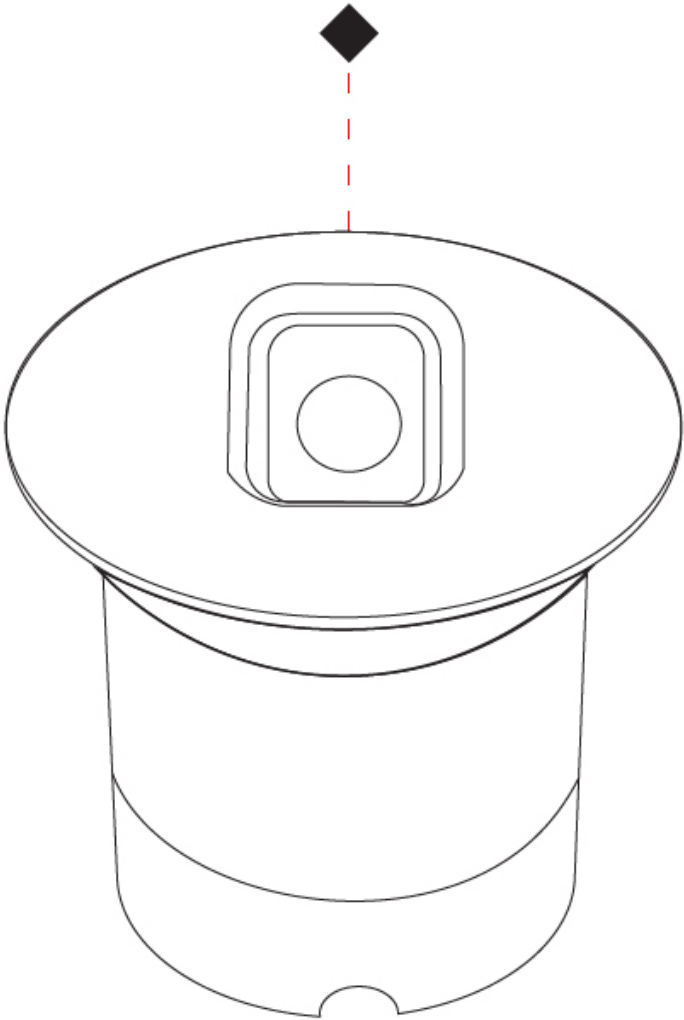
RATINGS AND CERTIFICATIONS

Certified By: Certified for North American Standards  
IP rating: IP68 (not for permanent immersion)  
IK Rating: IK08  
Marine Grade: Stainless Steel AISI 316L

|           |
|-----------|
| PROJECT   |
| TYPE      |
| SPECIFIER |
| QUANTITY  |
| DATE      |



|           |
|-----------|
| PROJECT   |
| TYPE      |
| SPECIFIER |
| QUANTITY  |
| DATE      |



CALIBER WALL Q RECESSED

E12R0007-

base number      Color      Finish      Lens  
Temperature      Options      Options

- 1. To build a product code in our configurator select the specify button on the base model # product page
- 2. To build a manual product code on this datasheet choose from the options listed below in blue font and add the suffix to the base model #

GENERAL

Series: Caliber  
Subseries: Caliber Wall Q  
Brand: Unonovesette  
Division: Exterior  
Mounting Type: Recessed  
Mounting Location: Wall  
Subcategory: Wallwash

PHYSICAL

Shape: Round  
Length (mm): 52  
Length (in): 2 1/16  
Width (mm): 52  
Width (in): 2 1/16  
Height (mm): 71.5  
Height (in): 2 13/16  
Light Distribution: Direct  
Weight (kg): 0.208  
Weight (lbs): 0.46  
Installation Requirement: Housing box / Fixing springs  
Diffuser: Extra clear glass 4mm  
Fixture Finish: ASB / SST  
Fixture Material: Stainless Steel AISI 316L  
Cable Details: 350mm NS20N PCP 2x0.5 mm2

ELECTRICAL

Lamp Type: LED  
Input Wattage (W): 3.92  
Total Output Wattage (W): 2  
Dimming: 0-10V Dimming / Phase Dimming (120Vac Only)  
Driver Included: No  
Driver Location: Remote  
Driver Type: Constant Voltage - Universal  
Driver Class: Class 2  
Input Voltage (V): 120 - 277  
Output Voltage (V): 24

LED

Number of LEDs: 1  
Color Temperature (°K): 2200 / 2700 / 3000 / 4000  
Max. Delivered Lumen (lm): 140 (3000K)  
CRI: >90 CRI  
Lamp Life (hrs): 100000

OPTICAL

Optic°: 10 / 40  
Beam Angle: Narrow / Wide

RATINGS AND CERTIFICATIONS

Certified By: Certified for North American Standards  
IP rating: IP68 (not for permanent immersion)  
IK Rating: IK08  
Marine Grade: Stainless Steel AISI 316L

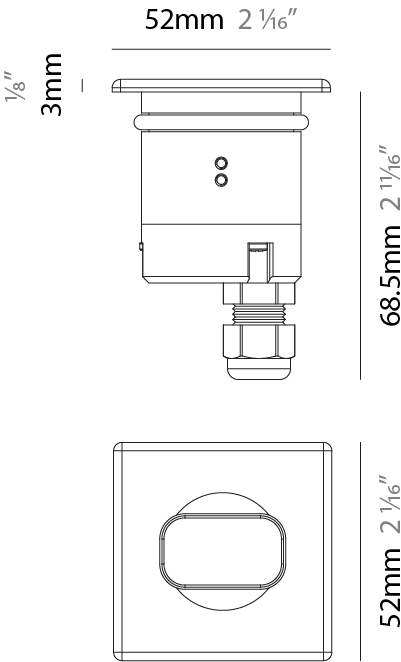
PROJECT \_\_\_\_\_

TYPE \_\_\_\_\_

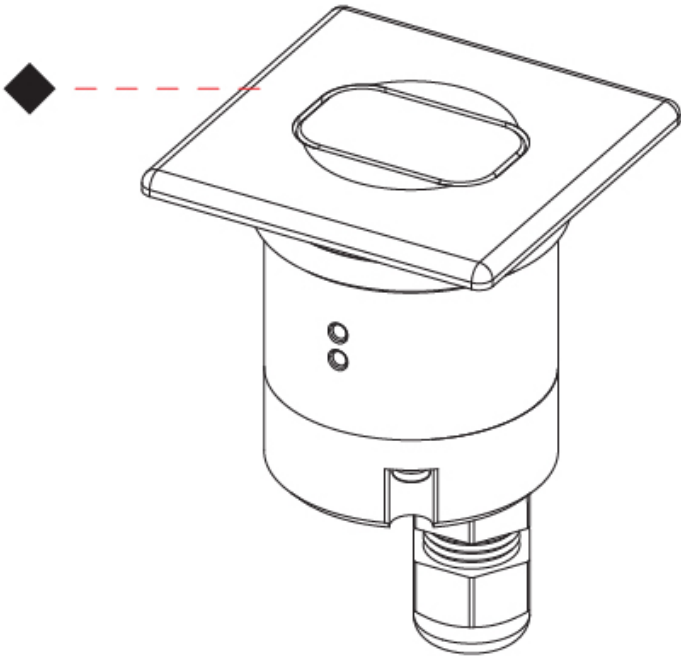
SPECIFIER \_\_\_\_\_

QUANTITY \_\_\_\_\_

DATE \_\_\_\_\_



|           |
|-----------|
| PROJECT   |
| TYPE      |
| SPECIFIER |
| QUANTITY  |
| DATE      |



|           |
|-----------|
| PROJECT   |
| TYPE      |
| SPECIFIER |
| QUANTITY  |
| DATE      |

Fixture Finish

Machined aged solid brass - ASB



Stainless Steel - SST



**Digital:** Not all screens are calibrated the same, and therefore, colors will appear differently between screens.  
**Physical:** When texture is involved, there will be variations in color, character and tone within a product series and between product families.



### LEGEND

|  |  |  |  |  |  |
|--|--|--|--|--|--|
|  | floor-mounted  |  | pivotal  |  | special LED (upon request) RGB, RGBW, tunable, gold+, meat+, art+, fashion+                    |
|  | wall and ceiling: recessed and surface mounted             |  | rotating   |  | warm dim / natural dimming LED   |
|  | ceiling-mounted and wall-mounted                           |  | illuminate tilted  |  | rechargeable battery powered   |
|  | wall-mounted   |  | color of suspension cable                                    |  | fixture with natural vivid LED (upon request)  |
|  | omni-directional light distribution                        |  | length of suspension cable                                   |  | color rendering index  |
|  | direct light distribution                                  |  | reflector degree selection                                   |  | color temperature  |
|  | direct/indirect light distribution                         |  | super spot   |  | lumen (luminous flux)  |
|  | indirect light distribution                                |  | lens   |  | efficacy (lumens per watt)   |
|  | asymmetric light distribution                              |  | lens pack  |  | Unified Glare Rating (UGR) range from 5-40   |
|  | aura light distribution                                    |  | shine ring   |  | marine grade (AISI 316 stainless steel)  |
|  | round wall or ceiling cut-out                              |  | integrated shine ring with diffuser                          |  | walk on  |
|  | square wall or ceiling cut-out                             |  | free individual colors 01-29                                 |  | drive on   |
|  | the supplied jig specifies the cutout dimensions           |  | individual colors: 00 (free of charge), 01-25 (extra charge) |  | Dark Sky Compliance  |
|  | minimum distance (meters) lamp - object                    |  | luminaire part to be colored (F1)                            |  | Americans with Disabilities Act (less than 4" off the wall located between 27"-84" from floor) |
|  | recessed depth   |  | luminaire part to be colored (F2)                            |  | lamp protected against explosion   |
|  | ceiling thickness in mm                                    |  | luminaire part to be colored (F3)                            |  | blown glass using traditional methods by master glass blower                                   |
|  | ceiling thickness selection                                |  | luminaire part to be colored (F4)                            |  | acoustic material  |
|  | dimmmable DP (phase), DV (0-10V), DD (dali), DS (step-dim) |  | luminaire part to be colored (F5)                            |  | protection class I, protection insulation  |
|  | included or excluded LED driver/transformer/control gear   |  | color of 3-circuit adaptor                                   |  | protection class II, protection insulation   |
|  | separately switchable                                      |  | indirect diffuser  |  | ETL Certified to UL and CSA Standards  |
|  | sensor   |  | direct diffuser  |  | UL Certified to UL and CSA Standards   |
|  | remote control   |  | ball-proof (upon request)                                    |  | CSA Certified to UL and CSA Standards  |
|  | available upon request                                     |  | accessory  |  | Certified for North American Standards   |

### IP RATING

|  |  |
|--|--|
|  | protected against ingress of solid bodies greater than 12.5mm (finger)   |
|  | protected against ingress of solid bodies greater than 2.5mm<br>protected against sprays of water up to 60 degrees from the vertical (rain)      |
|  | protected against ingress of solid bodies greater than 1mm (wire)<br>no protection against the ingress of moisture                               |
|  | protected against ingress of solid bodies greater than 1mm (wire)<br>protected against sprays of water up to 60 degrees from the vertical (rain) |
|  | protected against ingress of solid bodies greater than 1mm (wire)<br>protected against water splashed from all directions                        |
|  | protected against limited ingress of dust (wet rooms/covered outdoor areas)<br>protected against water splashed from all directions              |
|  | protected against ingress of dust<br>protected against jets of water   |
|  | protected against ingress of dust<br>protected against powerful jets of water or heavy seas  |
|  | protected against ingress of dust<br>protected against immersion of water between 15cm - 1m for 30 minutes                                       |
|  | protected against ingress of dust<br>protected against immersion of water under pressure for long periods  |

### IK RATING

|  |   |
|--|---|
|  | protected against 0.14 joules impact (equivalent to 0.25kg mass dropped from 56mm above the surface)  |
|  | protected against 0.2 joules impact (equivalent to 0.25kg mass dropped from 80mm above the surface)   |
|  | protected against 0.35 joules impact (equivalent to 0.25kg mass dropped from 140mm above the surface) |
|  | protected against 0.5 joules impact (equivalent to 0.25kg mass dropped from 200mm above the surface)  |
|  | protected against 0.7 joules impact (equivalent to 0.25kg mass dropped from 280mm above the surface)  |
|  | protected against 1 joules impact (equivalent to 0.25kg mass dropped from 400mm above the surface)    |
|  | protected against 2 joules impact (equivalent to 0.5kg mass dropped from 400mm above the surface)     |
|  | protected against 5 joules impact (equivalent to 1.7kg mass dropped from 300mm above the surface)     |
|  | protected against 10 joules impact (equivalent to 5.0kg mass dropped from 200mm above the surface)    |
|  | protected against 20 joules impact (equivalent to 5.0kg mass dropped from 400mm above the surface)    |